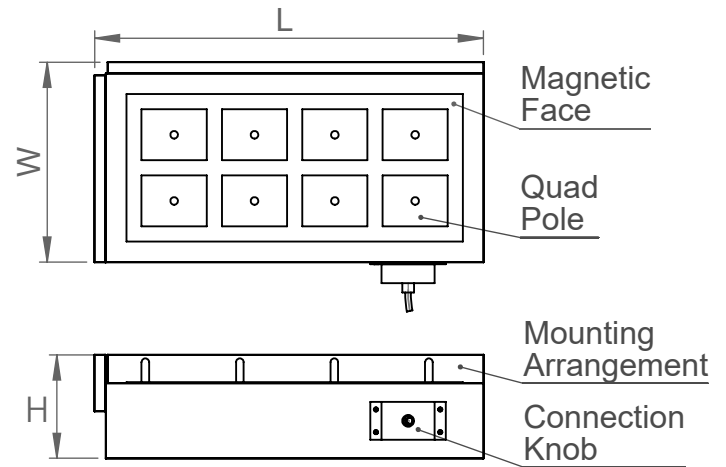



## Electro Permanent Magnetic Chuck - Quad Poles



### Application

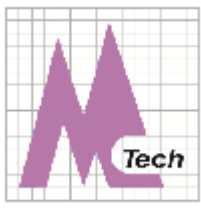
Electro Permanent Magnetic Chucks are designed to eliminate the problems of conventional chucks. Its required External Power supply for energized and De-energized (ON -OFF) purpose only, during the operation (machining) continues power supply is not required absolutely. Its give a rigid magnetic force, which corresponds to maximum DEPTH of CUT with accuracy. Its specially design to avoid mechanical clamping, which result into EASY and QUICK RELEASE of Work Piece from chuck surface, Five faces machining can be possible so that time can be saved and productivity can be increased. According to the work piece POLE GAP, POLE PITCH, POLE WIDTH, POLE STYLE can be defined.

### Available Sizes

Model Code	Size (L x W x H)	Pole gap
003-01-01	450 x 250 x80mm	15mm
003-01-02	600 x 250 x80mm	15mm
003-01-03	750 x 250 x80mm	15mm

### Accessories

Require Thyrester Control Impulse unit for operating above chucks.



## Electro Permanent Magnetic Chuck - Quad Poles

